

OTTO®

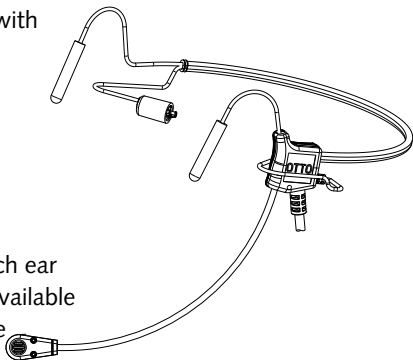
Hurricane II

HEADSET

The OTTO Hurricane II Headset for Two-Way-Radio communications is intended for use in areas with high background noise to provide privacy and noise protection.

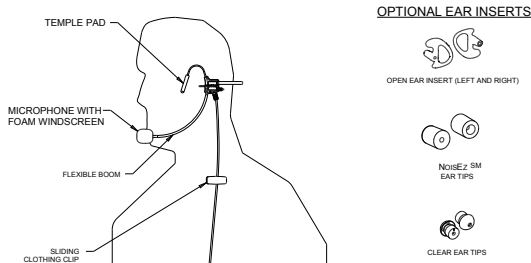
These headsets feature:

- Individual Speakers for each ear
- Multiple Ear insert styles available
- Flexible Boom Microphone
- NRR Rating of 29dB
(When Using NoisEzSM Ear Tips)
- Sliding Clothing Clip

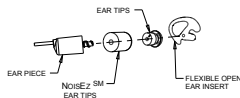


INSTALLATION:

1. Turn the radio off. Installation of the headset while the radio is on may cause the radio to transmit constantly, lock up your radio system. If this should happen, turn off the radio. The radio can then be turned back on, restoring normal operations.
2. Remove any dust caps or covers from the radio accessory connector and install appropriate adapters.
3. Attach headset to the radio accessory connector.
4. Tighten mounting thumbscrews or accessory clamps, if required.

**How to Attach Ear Insert Options:**

Your Hurricane II Headset ships with several ear insert options: Clear Ear Tips, Flexible Open Ear Inserts and NoiseEz™ Ear Tips for high-noise environments. Choose the style that is best for your application. To attach the Flexible Open Ear Inserts or the Clear Ear Tips, simply slide the inserts onto the ear piece. To attach the NoiseEz™ Ear Tips, you will need to thread onto ear piece and turn approximately three times clockwise to secure in place.

**OPERATION:**

Turn the radio on and operate it as explained in the operating instructions supplied with the radio. Installing the headset (1) bypasses the radio's speaker and routes the output to the headset's speaker, and (2) disables the radio's microphone and enables the boom microphone. The boom microphone position is adjusted by bending the boom to place the microphone close as possible to the corner of the user's mouth. The ideal position would be 1/4 inch away from the user's mouth. The microphone is activated by the radio push-to-talk unless the headset is supplied with an in-line push-to-talk.

The contoured headband and earloops can easily be adjusted by simply bending the wire to a comfortable fit around the users head and earlobes. The earphones should carefully be placed inside the user's ears.

Hearing Protection Warning:

OTTO Communications products are designed to produce a specific audio output level at maximum rated power. Many countries now have regulations defining the amount of noise that an individual can be subjected to during a normal workday. The duration of exposure, the level of ambient noise will affect compliance to these regulations. Compliance is application dependent and standards vary. It is the **SOLE RESPONSIBILITY** of the end user to determine applicability of and compliance to local hearing protection regulations. In addition, if purchasing any OTTO accessories which use earphone kits, it is the **SOLE RESPONSIBILITY** of the end user to determine proper fit. Always use caution when inserting any of the products into your ear.

Information on Disposal of Old Electrical and Electronic Equipment (applicable for EU countries that have adopted separate waste collection systems).



Products with the symbol (crossed-out wheeled bin) cannot be disposed as household waste.

Old electrical and electronic equipment should be recycled at a facility capable of handling these items and their waste byproducts. Contact your local authority for details in locating a recycle facility nearest to you.

Proper recycling and waste disposal will help conserve resources while still preventing detrimental effects on our health and the environment.

Replacement Parts

Description	Part Number
Windscreen and O-Rings (Pack of 5)	C807417
Clothing Clip (Pack of 5)	C100870-05
NoiseEz SM Ear Tips-Noise Attenuation (Pack of 2)	C101519
Flexible Open Ear Inserts, Right Medium	C806573-RM
Flexible Open Ear Inserts, Left Medium	C806573-LM
Clear Eartips (Pack of 10)	C100569



For warranty information, customer service, or to order replacement parts, please contact:

OTTO[®]

10 West Main Street • Carpentersville, IL U.S.A. 60110

Phone: 847-428-7171 • Fax: 847-551-1343

E-mail: info@ottoexcellence.com

www.ottoexcellence.com